




# Waste Action Plan for Erewash

**Derbyshire and Derby City Joint Municipal  
Waste Management Strategy  
2013-2026**





## Contents

<b>1. Introduction.....</b>	<b>1</b>
1.1 Erewash Borough Council.....	1
1.2 Derbyshire and Derby City Joint Municipal Waste Management Strategy.1	
<b>2. Existing Waste Management Services.....</b>	<b>2</b>
2.1 Waste Prevention and Reuse.....	2
2.2 Kerbside Dry Recycling Collection Service.....	3
2.3 Kerbside Garden Waste Collection Service.....	4
2.4 Kerbside General Waste Collection Service.....	4
2.5 Bring Sites.....	5
2.6 Other Waste Collection Services.....	5
<b>3. Waste Management Service Performance.....</b>	<b>7</b>
3.1 Service Performance.....	7
3.2 Future Performance Projections.....	8
<b>4. Action Plan.....</b>	<b>10</b>
4.1 Waste Prevention and Reuse Initiatives.....	10
4.2 Recycling and Composting Initiatives.....	11
Kerbside Dry Recycling Collection Service.....	11
Kerbside Garden Waste Collection Service.....	11
Kerbside General Waste Collection Service.....	12
Bring Sites.....	12
Other Waste Collection Services.....	12
4.3 Communication and Promotional Activity.....	13
4.4 Carbon Improvement Measures.....	13
4.5 Risk Assessment.....	14
4.6 Action Plan Timetable.....	15
4.7 Delivery of the Strategy.....	16



## 1. Introduction

### 1.1 Erewash Borough Council

Erewash Borough Council (EBC) covers an area located in the south-east of Derbyshire with an area of 42 square miles. Erewash has a population of 112,200 with 50,770 households. Ilkeston and Long Eaton contain approximately 70% of the population.

The economy has moved from traditional industries (coal mining, railway) towards increased diversification. This includes manufacturing (textiles and furniture) and further diversification into retail, logistics, IT and services industry.

### 1.2 Derbyshire and Derby City Joint Municipal Waste Management Strategy

In 2013 the Derbyshire Waste Partnership (DWP), made up of all the councils in Derbyshire and Derby City Council, reviewed the Derbyshire and Derby City Joint Municipal Waste Management Strategy (DJMWMS). The revised strategy and supporting documentation can be found at: [www.derbyshire.gov.uk/wastestrategy](http://www.derbyshire.gov.uk/wastestrategy)

This action plan for 2016 identifies the specific services that are currently provided or planned by EBC to help achieve the vision and objectives of the strategy. A timetable of activities is given in Table 9 on page 15.





## 2. Existing Waste Management Services

This section summarises the waste management services currently provided by EBC, covering waste prevention, reuse, recycling, composting, general waste collections and related services. The key waste management services currently offered by EBC are outlined in a set of tables.

Recycling is collected in blue wheeled bins (purchased by householders) and/or in free green reusable bags. Garden waste is collected in a brown wheeled bin and general waste in a black wheeled bin. The standard wheeled bin size is 240 litres. If required householders can request additional bin capacity. All kerbside collection services are provided on alternate weeks throughout the year. The garden waste collection service operates on a fortnightly basis from February until early December and is suspended during the winter months.

### 2.1 Waste Prevention and Reuse

The Council promotes a range of waste prevention, reduction and reuse initiatives. This includes working with the DWP to promote a range of schemes such as home composting, food waste reduction (the Love Food Hate Waste campaign), furniture and textile reuse, and real nappies.





## 2.2 Kerbside Dry Recycling Collection Service

The green reusable recycling bags are available free of charge to all households. Households have an option to purchase a blue wheeled bin for recycling that is either 140 or 240 litres in size. The 140 litre bin is provided free of charge to householders that require assisted collections. Householders can use the brown wheeled bin to present recycling during winter months. Approximately 50% of households own a wheeled bin for recycling.

**Table 1 - Kerbside Dry Recycling Collection Service (2014/15 data)**

Description	Collection Details
Coverage	100% ( 50,770 households)
Receptacles	Reusable green bag: 43% 140 litre wheeled bin: 11% 240 litre wheeled bin: 46%
Collection frequency	Fortnightly
Materials collected	Paper, card and cardboard, steel and aluminium cans, glass, mixed plastics, aluminium foil and tetrapacks.
Service provider	FCC Environment
Term of contract	March 2012 – March 2017 (option to extend for a further two years)
Tipping point/Destination	Stanton Recycling Ltd, Ilkeston
Tonnage collected 2012/13	8,205 tonnes <sup>1</sup>

<sup>1</sup> Tonnage includes commingled materials collected at bring sites.



### 2.3 Kerbside Garden Waste Collection Service

The garden waste collection service operates on a fortnightly basis from February until early December, stopping during winter months. Almost all households are offered the service.

*Table 2 - Kerbside Garden Waste Collection Service (2014/15 data)*

Description	Collection Details
Current coverage	99.9% of households are offered the service, uptake is 65% at service peak (32,900 households)
Receptacles	240 litre wheeled bin: 99.9% (50,100 households)
Collection frequency	Fortnightly
Materials collected	Green garden waste only
Service provider	In-house
Term of contract	Indefinite
Tipping point/destination	Stanton Recycling Ltd, Ilkeston
Tonnage collected 2014/15	9,598 tonnes

### 2.4 Kerbside General Waste Collection Service

A fortnightly general waste collection service is provided to all households. Although the Council operates a no side waste policy, in exceptional circumstances, for example after prolonged suspension of services due to severe weather, limited side waste may be collected. Households with six or more permanent occupants may request an additional 140 litre general waste wheeled bin and with eight or more occupants an additional 240 litre bin.

*Table 3 - Kerbside General Waste Collection Service (2014/15 data)*

Description	Collection Details
Coverage	100% (50,770 households)
Receptacles	240 litre wheeled bin: 100%
Collection frequency	Fortnightly
Service provider	In-house
Term of contract	Indefinite
Tipping point/destination	100% Landfill (via transfer stations at Raynesway, Derby)
Tonnage collected 2014/15	27,610 tonnes



## 2.5 Bring Sites

The Council currently operates 10 bring sites that complement the kerbside recycling collection service. 120 tonnes of recycling were collected from bring sites during 2014/15. The bring site collections are mixed in with materials collected by the kerbside service. There are separate collections for materials such as textiles, footwear, books etc. A review of all bring sites is planned to explore the possibility of expanding the existing service.

**Table 4 - Bring Site Service (2014/15 data)**

Aylesford, Recresco and Can a can are no longer on sites and Devizes will be removed shortly and replaced with Air ambulance banks, blue bins for co-mingled recycling (paper, card, plastic, tins and glass) Textiles & footwear, books & cd's, WEEE

Material	Number of sites	Tonnage	Collection organisation
Mixed recycling	10	220	Erewash Borough Council
Textiles & footwear	10	25	Ragtex for textiles
Books,CDs	1	No data currently available	
Small electricals (trial)	1	No data currently available	

## 2.6 Other Waste Collection Services

The Council provides a number of collection services that range from commercial waste, bulky waste from households, healthcare, street litter and fly-tipping. Each service is listed below in Table 5 and shows performance during 2014/15.



**Table 5 - Other Waste Collection Services**

<b>CollectionService</b>	<b>CollectionandPerformanceDetails</b>
Commercial and chargeable household waste	The Council offers a weekly commercial service and a weekly or fortnightly commercial recycling collection service. There is currently one dedicated commercial collection vehicle. Tonnage: 1,542 tonnes Number of customers: 750 (200 receive a recycling collection service) Destination: Landfill via transfer stations at Stanton Recycling Ltd, Ilkeston. Recycling is sent to HW Martin Waste Ltd.
Bulkywaste	A bulky waste collection service of up to 6 furniture items and up to 3 items of white goods. The call centre has a script to promote waste diversion to furniture reuse organisations. Number of appointments: Unknown Tipping point/destination: Landfill (via transfer stations at Raynesway, Derby) Electrical items are also sent to Raynesway for recycling.
Hazardous/ Healthcare waste	Tonnage: 76 tonnes Number of customers: 180 receiving a weekly collection Tipping point/destination: Energy from Waste, Eastcroft, Nottingham.
Street litter/ sweepings (including highways waste)	Tonnage: 1,515 tonnes Tipping point/destination: Landfill via transfer stations at Raynesway, Derby.
Highways waste	Tonnage: 240 tonnes Tipping point/destination: Landfill via transfer stations at Waterswallows at Buxton, Clover Nook at Alfreton and Raynesway at Derby.
Fly-tipping (illegal dumping)	Tonnage: 338 tonnes Number of pickups: Unknown Destination: Landfill via transfer stations at Raynesway, Derby.
Parks and Grounds maintenance	Tonnage: 218 tonnes Destination: Compost via transfer stations at Raynesway, Derby.





### 3. Waste Management Service Performance

This section summarises the service performance trends over the past seven years and forecasts future performance until 2017/18.

#### 3.1 Service Performance

Table 6 below highlights service performance trends for the past seven years. The performance trend for garden waste is showing an increase. The recycling service performance is showing a decline along with general waste (kg per household) which is probably due to the economic downturn and that householders are buying less overall. An additional factor is that manufacturers have reduced the weight of packaging and goods such as bottles and newspapers. The overall total kg per household is decreasing, however there are some fluctuations. The Council is mindful of these trends and is committed to exploring all opportunities to improve its recycling performance. It should be noted however these figures relate to the Council's waste arisings and recycle only and that other organisations, such as supermarkets, also provide recycling facilities that help to divert waste arising within the district away from landfill.

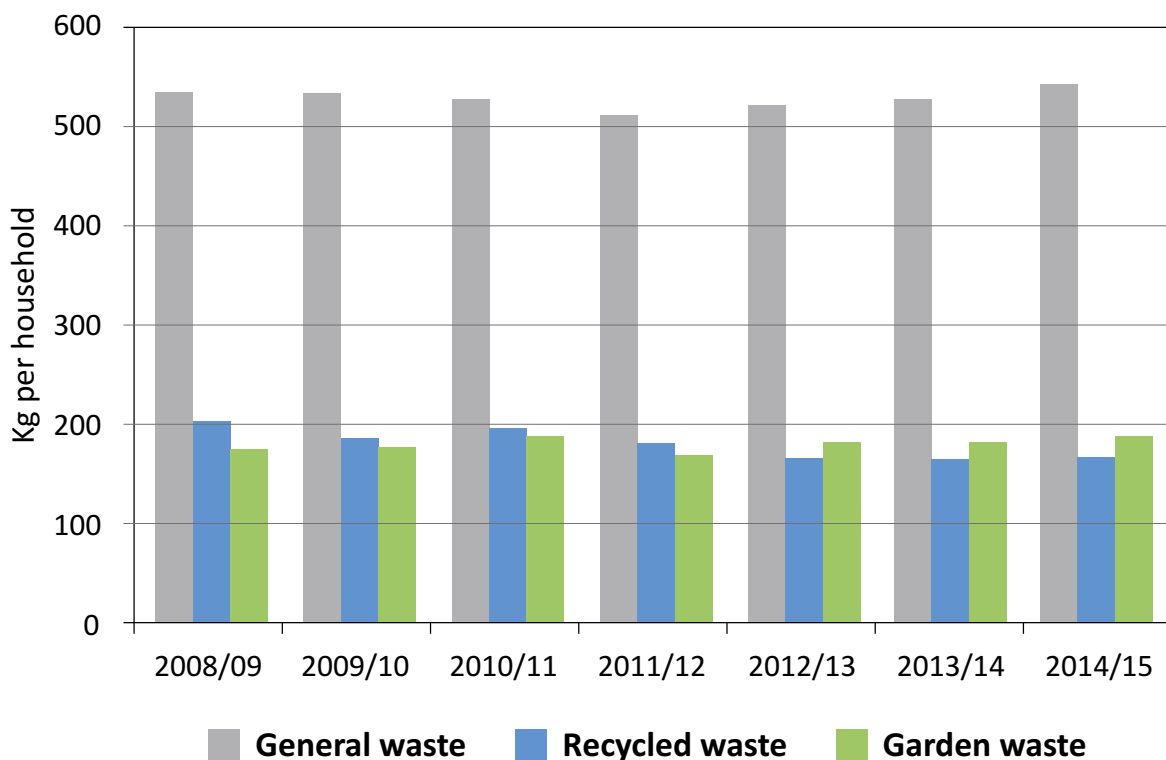
*Table 6 - Service Performance 2008/09 – 2014/15*

Description of Performance Category	2008/09	2009/10	2010/11	2011/12	2012/13	2013/14	2014/15
	Actual	Actual	Actual	Actual	Actual	Actual	Actual
Household waste recycled	23.0%	21.4%	20.9%	21.0%	19.1%	18.7%	18.2%
Household waste composted	18.9%	19.2%	20.9%	19.5%	20.8%	20.7%	21.3%
<b>Household waste recycled and composted</b>	<b>41.9%</b>	<b>40.6%</b>	<b>41.8%</b>	<b>40.5%</b>	<b>39.9%</b>	<b>39.4%</b>	<b>39.5%</b>
General household waste collected (per household)	535kg	534kg	527kg	512kg	522kg	528kg	544kg
Garden waste collected (per household)	173kg	176kg	187kg	168kg	181kg	181kg	189kg
Recyclate collected (per household)	202kg	186kg	197kg	180kg	166kg	163kg	162kg
<b>Total waste collected (per household)</b>	<b>910kg</b>	<b>896kg</b>	<b>911kg</b>	<b>860kg</b>	<b>869kg</b>	<b>871kg</b>	<b>889kg</b>



Figure 1 illustrates the changes in service performance over the past seven years. This shows that performance is relatively static although an overall slight decreasing trend is evident for most indicators.

**Figure 1 - Service Performance 2008/09 – 2014/15**



### 3.2 Future Performance Projections

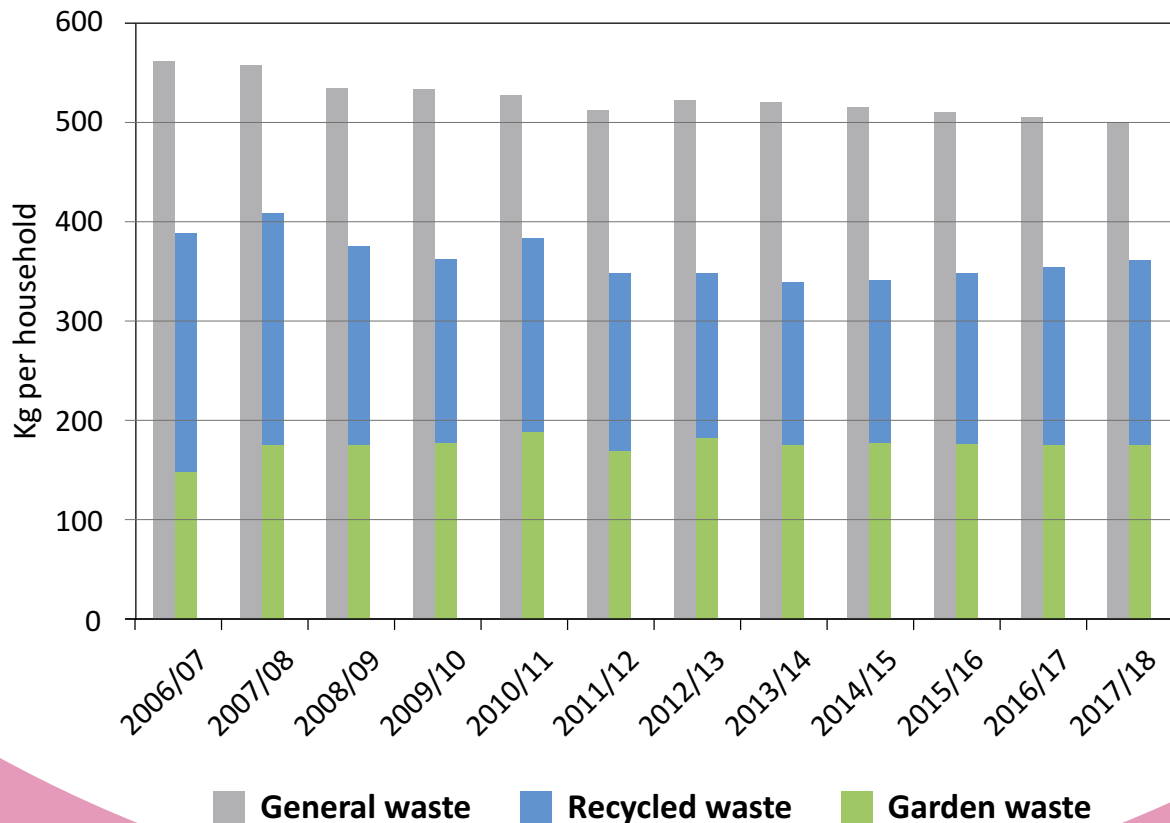
EBC has forecast performance projections from 2013/14 to 2017/18 outlined in Table 7. General waste is set to decrease by an estimated 5kg per household per year. Garden waste collections are predicted to remain level with an increase in recycling performance. Figure 2 provides an overall trend.



**Table 7 - Service Performance Projections**

Description of Performance Category	2013/14	2014/15	2015/16	2016/17	2017/18
Household waste recycled	21.0%	18.7%	22.0%	23.0%	24.0%
Household waste composted	21.0%	21.26%	22.0%	22.0%	22.0%
<b>Household waste recycled and composted</b>	<b>42.0%</b>	<b>38.9%</b>	<b>44.0%</b>	<b>45.0%</b>	<b>46.0%</b>
General household waste collected (per household)	520kg	543kg	510kg	505kg	500kg
Garden waste collected (per household)	174kg	185kg	176kg	175kg	174kg
Recyclate collected (per household)	165kg	158kg	172kg	179kg	187kg
<b>Total waste collected (per household)</b>	<b>859kg</b>	<b>878kg</b>	<b>858kg</b>	<b>859kg</b>	<b>861kg</b>

**Figure 2 - Service Performance Projections 2006/07 – 2017/18**





## 4. Action Plan

A summary of current or planned changes to waste management services by service area is outlined in this section using the delivery options that have been identified in the strategy. These proposals will contribute to the vision and objectives of the strategy and drive change in waste prevention, reuse, recycling and composting by the Council.

### 4.1 Waste Prevention and Reuse Initiatives

The Council is committed to undertaking a number of initiatives to encourage and promote waste prevention and reuse.

Although a 'no side waste' policy for the kerbside is currently in place revised service standards will be published that re-state the policy and help to raise public awareness. In the longer term consideration will be given to other options for waste prevention both in terms of kerbside collections and within the Council itself.

The Council will further develop and promote the following initiatives in partnership with the DWP to prevent waste and encourage reuse:

- **A home composting scheme provided across the county that offers householders discounted composting bins and composting information.**
- **The national Love Food Hate Waste promotional campaign provides information and events for householders to reduce food waste by shopping more carefully, planning meals and using up their leftovers.**
- **Furniture reuse through local furniture projects and third sector organisations to encourage diversion of bulky waste materials from disposal providing good quality furniture to householders on a budget.**
- **Freecycle, Freegle, waste exchange sites and internet auction websites to encourage reuse.**
- **Waste prevention within the council to reduce waste and costs.**
- **The reuse and recycling of electrical and electronic equipment.**
- **On-going marketing and promotion to maximise waste prevention and reuse by householders.**
- **Support the County Council in working with charities and encourage households to donate more items.**



## 4.2 Recycling and Composting Initiatives

### Kerbside Dry Recycling Collection Service

The Council will further develop and promote the following initiatives to increase recycling:

- On-going marketing and promotion will help to maximise recycling activity by householders. A doorstepping project will be undertaken late 2015 early 2016 to encourage residents to recycle more. This project will also encourage residents to place all recyclable items in the blue bin or green bags, some of which are currently in the household bin.
- Contamination of recycling will be effectively managed by monitoring, education and awareness raising campaigns. Options for addressing households that persistently present contaminated recycling will also be developed.
- The Council will continue to offer residents the option to purchase a 240 litre blue bin for recycling.
- There are no planned operational changes to the current fortnightly recycling collection service within the terms of the current contract. The kerbside contract may include hand held electrical items in the future.

### Kerbside Garden Waste Collection Service

The Council will further develop and promote the following initiatives to increase composting:

- On-going marketing and promotion will help to maximise composting activity by householders.
- There are no planned operational changes to the current fortnightly collection service.





### **Kerbside General Waste Collection Service**

The Council will further develop and promote the following initiatives to reduce general waste:

- **The 'no side waste' policy will be communicated to householders via revised service standards.**
- **There are no planned operational changes to the current fortnightly general waste collection service which is provided in-house.**

### **Bring Sites**

The bring site service provision will be reviewed to assess overall requirements and demand. The Council intends to maintain the existing 10 sites and expand the range of materials offered. To include small electrical items and more textile banks.

### **Other Waste Collection Services**

Options will be considered for increasing opportunities to maximise the reuse and recycling of bulky waste items collected through the council's bulky item collection service.

The Waste (England and Wales) Regulations 2011 requires waste collection authorities to take reasonable measures to provide separate multi material collections to its commercial customers, schools and businesses. The Council will continue to meet its statutory obligations.

Commercial waste and recycling collection services will be maintained.



### **4.3 Communication and Promotional Activity**

The Council will continue to pursue a wide range of promotional activity and pursue funding opportunities where ever possible to facilitate this.

A pilot project to promote recycling at a school in Sawley generated positive publicity. Students received lessons focussed on the benefits of recycling and were invited to design a poster to help promote recycling that was used on the side of collection vehicles. The objective of the project was for the children to promote recycling to their families. A mini recycling site was opened next to the school to further promote services. A similar initiative was carried out in Cotmanhay and more projects are planned for the future.

The Council will continue to communicate through a combination of media to promote waste reduction, recycling and disposal services. This will include an information booklet to all households, website information, Inside Erewash publication and social media (Facebook & Twitter).

### **4.4 Carbon Improvement Measures**

The Council is continuously working towards operating efficient collection arrangements where feasible. Tipping points are reviewed regularly to make sure that travel is efficient where possible to maximise carbon benefits. The location of tipping points (Stanton Recycling) adjacent to the depot allows for efficiencies in collection rounds. The procurement of new refuse freighters is expected to realise savings in fuel usage that will support objectives regarding carbon reduction.




## 4.5 Risk Assessment

The potential risks associated with delivering actions are identified in Table 8.

**Table 8 - Potential Risks**

Issue	Description	Mitigation	Risk Level		
			High	Med	Low
Legislative change	Unknown issues that could affect day to day operations.	Work with DWP to lobby government and respond to consultations.		<b>X</b>	
Changing consumer behaviour/ consumption patterns	Increase or reduction in yields of food waste, garden and recycling.	Review waste prevention, recycling and reuse systems to ensure effective material capture.		<b>X</b>	
Bulky waste diversion	Availability of suitable outlets to divert reusable and repairable bulky waste items.	Review all furniture reuse organisations operating within the region.		<b>X</b>	
Lack of markets for additional items for kerbside material expansion	Unable to source a reliable market locally that is cost effective for items such as small electricals, mattresses and carpets.	Continue to promote waste prevention and work with DWP to lobby for continued packaging reform.			<b>X</b>





### 4.6 Action Plan Timetable

This action plan identifies the key actions of the strategy that EBC will undertake between 2013 and 2018. The timetable shown in Table 9 identifies specific actions and initiatives that contribute to the vision and objectives of the waste strategy.

**Table 9 - Action Plan Timetable**

	Action	2013/14				2014/15				2015/16				2016/17				2017/18			
		Q1	Q2	Q3	Q4	Q1	Q2	Q3	Q4	Q1	Q2	Q3	Q4	Q1	Q2	Q3	Q4	Q1	Q2	Q3	Q4
Prevention	1 Not collecting extra general waste put at the side of the main bin																				
	2 Promote SMART (Save Money and Reduce Trash) shopping to encourage households to buy items with less packaging, use reusable bags and buy refill packs																				
	3 Promote the Love Food Hate Waste campaign																				
	4 Raise awareness of reducing junk mail																				
	5 Encourage waste prevention as part of the Council's own activities and operations																				
	6 Consider offering households smaller bins for general waste to encourage more recycling and composting																				
	7 Run more promotional campaigns to schools and householders to encourage everyone to minimise waste																				
Reuse	8 Review and seek opportunities to increase the reuse of furniture and large items collected by councils																				
	9 Run more promotional campaigns to schools and householders to encourage everyone to reuse waste																				
Recycling & Composting	10 Make sure that households know what can be recycled and composted and checking that the right materials are placed in the right bins																				
	11 Run more promotional campaigns to schools and householders to encourage everyone to recycle and compost																				
	12 Consider the collection of a greater range of materials for recycling at recycling centres																				
	13 Continue to offer households the option for purchasing blue recycling bins																				
	14 Investigate the possibility of recycling more furniture and large items collected by the councils																				
	15 Explore expansion of kerbside recycling materials																				
	16 Consider how to recycle more waste collected from businesses																				
Other	17 Review and consider increasing the range of materials collected for recycling from households																				
	18 Review options to introduce a charged garden waste collection service																				
	19 Contract negotiation/renewal (Stanton Recycling Ltd tipping point)																				
	20 Review all waste management policies																				
	21 Kerbside recycling contract renewal																				
	22 Action Plan review (to include review of Strategy options)																				

**Responsibility:** ■ EBC ■ DWP ■ Completed

A progress review of the action plan will take place on an annual basis and also when fundamental changes or significant deviations from projected performance occur. There will also be a complete review at the point of the next DJMWMS review in 2018.



### 4.7 Delivery of the Strategy

The matrix below identifies how EBC’s actions set out in this report contribute to the objectives of the strategy. Where an action set out by EBC directly contributes to a strategy objective it is coloured blue and where an action partially contributes to a strategy objective it is coloured green.

**Table 10 - Action Plan Contribution to the Delivery of the Strategy**

Action		Objectives	Objectives																	
			Reduced waste	Increased reuse and recycling of waste	Reduced waste to landfill	Increased understanding and engagement leading to high levels of customer satisfaction	An accessible, efficient, effective and value for money service	Improved Resource Efficiency	Reduced carbon/climate change impacts	Protection of natural resources	Management of non-household wastes	Local self-sufficiency								
Prevention	1	Not collecting extra general waste put at the side of the main bin																		
	2	Promote SMART (Save Money and Reduce Trash) shopping to encourage households to buy items with less packaging, use reusable bags and buy refill packs																		
	3	Promote the Love Food Hate Waste campaign																		
	4	Raise awareness of reducing junk mail																		
	5	Encourage waste prevention as part of the Council’s own activities and operations																		
	6	Consider offering households smaller bins for general waste to encourage more recycling and composting																		
	7	Run more promotional campaigns to schools and householders to encourage everyone to minimise waste																		
Reuse	8	Review and seek opportunities to increase the reuse of furniture and large items collected by councils																		
	9	Run more promotional campaigns to schools and householders to encourage everyone to reuse waste																		
Recycling & Composting	10	Make sure that households know what can be recycled and composted and checking that the right materials are placed in the right bins																		
	11	Run more promotional campaigns to schools and householders to encourage everyone to recycle and compost																		
	12	Consider the collection of a greater range of materials for recycling at recycling centres																		
	13	Continue to offer households the option for purchasing blue recycling bins																		
	14	Investigate the possibility of recycling more furniture and large items collected by the councils																		
	15	Explore expansion of kerbside recycling materials																		
	16	Consider how to recycle more waste collected from businesses																		
Other	17	Review and consider increasing the range of materials collected for recycling from households																		
	18	Review options to introduce a charged garden waste collection service																		
	19	Contract negotiation/renewal (Stanton Recycling Ltd tipping point)																		
	20	Review all waste management policies																		
	21	Kerbside recycling contract renewal																		
	22	Action Plan review (to include review of Strategy options)																		

■ Direct contribution to objective
 ■ Indirect/partial contribution to objective



---

Large print, braille or another community language version of this document may be available on request. If you require a large print copy or other format please contact:

Waste Management, Derbyshire County Council  
County Hall, Matlock, Derbyshire DE4 3AG

**Telephone:** 01629 538532

**Email:** [wastemanagement@derbyshire.gov.uk](mailto:wastemanagement@derbyshire.gov.uk)

Visit [www.derbyshire.gov.uk/wastestrategy](http://www.derbyshire.gov.uk/wastestrategy)  
for more information about reducing, reusing, recycling and composting  
or to find out more about dealing with Derbyshire and Derby's waste.